

Lion's Honor Adventure

Material List



Parent and Leader Guidebook: pages 28-31

Lion Adventure Book: page 5

- Show the Cub Scout sign. Tell what it means.
- Repeat the Cub Scout motto. Tell what it means.
- Show the Cub Scout salute. Tell what it means.
- Show teamwork and good sportsmanship by playing a game with your den.
- Participate in an outing.

Materials

- Copies of Honor Adventure handout (page 3 below), one per adult
- Copy of Den Meeting Plan (page 2 below), one for leader(s)
- Name tags and Sharpie
- Copies of pack calendar
- Cub Scouts Poster Set with Scout Law, Scout Oath and Den Code of Conduct (#621086 from Scout Shop)
- Blue tape or something to hang posters on wall

Optional

- Snack and water
- Activities for siblings (e.g., coloring books)

Activity 1: Introduction Game

- Ball



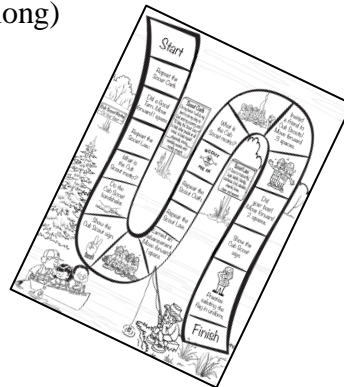
Activity 3: Den Poster

- Poster
- Sharpie – to prewrite message on poster (e.g., Meet the Lions)
- Washable markers

Wrap Up Game

- Colored pencils, crayons or markers
- Few extra copies of *Lion Adventure Book* page 5 (for those who forget book).

Supplemental Activities (can be sent home if meeting runs long)



Den Meeting Plan

Lion's Honor



Parent and Leader Guidebook: pages 28-31

Lion Adventure Book: page 5

- Show the Cub Scout sign. Tell what it means.
- Repeat the Cub Scout motto. Tell what it means.
- Show the Cub Scout salute. Tell what it means.
- Show teamwork and good sportsmanship by playing a game with your den.
- Participate in an outing.

Gathering

- Lion Says game

Opening

- Good conduct candle
- Pledge, Scout Oath, Scout Law
- Sing *If You're a Lion and You Know It* (handout)

Talk Time

- Explain rules of behavior. Good conduct candle
- Announcements
- Lion sharing
- Meeting plan (what to expect this meeting)

Activities (page 29)

- Activity 1: Introduction Game
- Activity 2: Salute or Sign Game
- Activity 3: Den Poster

Wrap Up

- *Lion Adventure Book*, page 5

Closing

- Scout Oath
- Form a circle with everyone putting their right hands in the middle. On count of three, have Scouts raise hands and yell, "Do Your Best!"



Honor Adventure



If You're a Lion and You Know It

Tune: If You're Happy and You Know It

If you're a Lion and you know it, show your claws.
If you're a Lion and you know it, show your claws.
If you're a Lion and you know it, then your claws will surely show it.
If you're a Lion and you know it, show your claws.

If you're a Lion and you know it, show you're strong.
If you're a Lion and you know it, show you're strong.
If you're a Lion and you know it, then your strength will surely show it.
If you're a Lion and you know it, show you're strong.

If you're a Lion and you know it, give a roar.
If you're a Lion and you know it, give a roar.
If you're a Lion and you know it, then roaring will surely show it.
If you're a Lion and you know it, give a roar.

If you're a Lion and you know it, do all three.



Scout Shop
6512 FM 1960 West (at Champion Dr)
Houston, TX 77069
(281) 444-1152
Mon.-Fri.: 10 AM - 7 PM
Sat.: 10 AM - 5 PM
Closed Sunday
www.shac.org/scout-shop#shops

Scout Law
A Scout is trustworthy, loyal, helpful, friendly, courteous, kind, obedient, cheerful, thrifty, brave, clean, reverent.

Scout Oath
On my honor, I will do my best to do my duty to God and my country and to obey the Scout Law; to help other people at all times; to keep myself physically strong, mentally awake, and morally straight.

Upcoming Events

Oct 2	Den Meeting
Oct 6	Bobcat Day, 9 am - noon Orion.shac.org/bobcat-day Step By Step Christian School
Oct 19-21	Campout at Huntsville State Park, optional
Oct 23	Pack Meeting / Raingutter Regatta

Pack 72
facebook.com/pack72tomball
pack72tomball.scoutlander.com
Orion District
www.orion.shac.org
facebook.com/orionbsa
Sam Houston Area Council
www.shac.org
facebook.com/shac.bsa

Cub Scout Information

Cub Scout Sign



Cub Scout Motto



Scout Law

A Scout is...
trustworthy, loyal, helpful,
friendly, courteous, kind,
obedient, cheerful, thrifty,
brave, clean, and reverent.



Cub Scout Salute

Cub Scout Handshake



Scout Oath

On my honor, I will do my best
To do my duty to God and my country
and to obey the Scout Law; To help
other people at all times; To keep
myself physically strong,
mentally awake, and morally straight.

Resource: What are the Scout Oath and Scout Law?

Source: www.scouting.org/discover/faq/question10

Scout Oath

On my honor I will do my best to do my duty to God and my country and to obey the Scout Law; to help other people at all times; to keep myself physically strong, mentally awake, and morally straight.

Scout Law

The Scout Law has 12 points. Each is a goal for every Scout. A Scout tries to live up to the Law every day. It is not always easy to do, but a Scout always tries.

A Scout is:

TRUSTWORTHY. Tell the truth and keep promises. People can depend on you.

LOYAL. Show that you care about your family, friends, Scout leaders, school, and country.

HELPFUL. Volunteer to help others without expecting a reward.

FRIENDLY. Be a friend to everyone, even people who are very different from you.

COURTEOUS. Be polite to everyone and always use good manners.

KIND. Treat others as you want to be treated. Never harm or kill any living thing without good reason.

OBEDIENT. Follow the rules of your family, school, and pack. Obey the laws of your community and country.

CHEERFUL. Look for the bright side of life. Cheerfully do tasks that come your way. Try to help others be happy.

THRIFTY. Work to pay your own way. Try not to be wasteful. Use time, food, supplies, and natural resources wisely.

BRAVE. Face difficult situations even when you feel afraid. Do what you think is right despite what others might be doing or saying.

CLEAN. Keep your body and mind fit. Help keep your home and community clean.

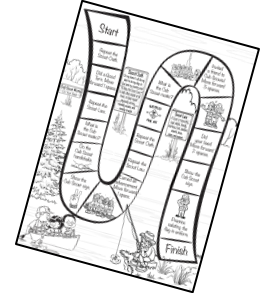
REVERENT. Be reverent toward God. Be faithful in your religious duties. Respect the beliefs of others.

Supplemental Activities

Use the supplemental activities as a gathering activity or to send home to help Scouts learn about Cub Scouts.

We will be adding more activities with the goal of being able to send one activity home each month.

- Game Board
 - one copy per Scout
 - one coin per Scout (heads = move 1 space; tails = move 2 spaces)
 - game pieces (e.g., buttons)
- Book
 - one copy per Scout
 - one copy of instructions for leader
 - scissors
 - sample book already made
- Cube
 - one copy per Scout
 - scissors
 - glue sticks
 - sample cube already made



Start

Repeat the Scout Oath.

Did a Good Turn. Move forward 1 space.

Repeat the Scout Law.

What is the Cub Scout motto?

Do the Cub Scout handshake.

Show the Cub Scout sign.

Scout Oath

On my honor I will do my best to do my duty to God and my country and to obey the Scout Law; to help other people at all times; to keep myself physically strong, mentally awake, and morally straight.

What is the Cub Scout motto?



Repeat the Scout Oath.

Repeat the Scout Law.

Earned an advancement. Move forward 1 space.

Invited a friend to Cub Scouts! Move forward 3 spaces.



Did your best! Move forward 2 spaces.

Show the Cub Scout sign.



Practice saluting the flag in uniform.

Finish

Cub Scout Motto
Do Your Best





Cub Scout Book



Materials:


- Copy for each Scout, see appendix
- Kid friendly scissors
- Samples

1. Cut out the border (outside lines)
2. Fold along every line
3. Fold in half (top to bottom)
4. Cut dotted line



5. Open out push center cut apart in diamond, and refold the other way and form into a book.






Cub Scout Sign

3

Scout Law

A Scout it...
trustworthy,
loyal,
helpful,
friendly,
courtesy
kind,
obedient,
cheerful,
thrifty,
brave,
clean,
and reverent.



Cub Scout Handshake

2

Scout Oath


On my honor, I will do
my best to do my duty
to God and my
country and to obey
the Scout Law; to help
other people at all
times; to keep myself
physically strong,
mentally awake, and
morally straight.



Cub Scout Motto


1

Cub Scouts



Cub Scout Salute

8



Like us on Facebook
www.facebook.com/shac.bsa

4

5

6

7

Materials:

- Copy for each Scout
- Kid friendly scissors
- Glue sticks
- Sample



Adults will need to help make the cube.
Cut solid lines and bend dashed lines.

Top two fingers alongside the inside of the other
Scout's wrist to help each other to remember
and obey the Scout Oath and Law



Tell what it means.
Show the Cub Scout Handshake.

Repeat the Scout Oath.

Scout Oath

On my honor I will do my best,
To do my duty to God and my country,
and To obey the Scout Law,
To help other people at all times,
To keep myself physically strong,
mentally awake, and morally straight.

Say the Pledge of Allegiance.



Repeat the Scout Law.

Scout Law

A Scout is:

Trustworthy.....Loyal.....Helpful
Friendly.....Courteous.....Kind
Obedient.....Cheerful.....Thrifty
Brave.....Clean.....Reverent

Show the Cub Scout Sign.
Tell what it means.



Two fingers stand for Scout Oath and Law.
Looks like sharp Wolf ears ready to listen.

Repeat the Cub Scout Motto.
Tell what it means.



Trying your hardest at all times (school, home
Scouts, playing a game, helping your team).

Ideas



Poster Idea

Materials Needed

- Copy of this page
- Poster board
- Glue stick
- Scissors, kid friendly for each Scout
- Pencils
- Marker



1. Cut out the face and glue on poster.
2. Have parents trace and cut out their hand shape on red paper.
3. Have parents help Lions trace and cut out their hand on orange paper.
4. Glue hands on poster in shape of lion mane with child's hand under Lions hand

